

PG-D3550W/D3050W/D2870W



The PG-D3550W, PG-D3050W and PG-D2870W are identical in front, top and side cabinet appearance with the exception of the model number indication and the PG-D2870W lens appearance.

Optional Accessories

Lamp

AN-D350LP

USB Remote Receiver

AN-MR2

Cable

AN-C3CP2  
3-RCA to 15-pin  
D-sub cable  
(10' (3 m))

Ceiling Mounts

AN-TK202  
For standard  
ceiling installation  
  
AN-60KT  
Installation  
adaptor

Note: Some of the optional accessories may not be available depending on the region. Please check with your nearest Sharp Authorized Projector Dealer or Service Center.

3D Signal Compatibility

Signal		Horizontal frequency [kHz]	Vertical frequency [Hz]	Analog Support	Digital Support
SVGA	800 x 600	37.9	60	✓	✓
		77.1	120	✓	✓
XGA	1,024 x 768	48.4	60	✓	✓
		98.6	120	✓	✓
WXGA	1,280 x 800	49.7	60	✓	✓
		101.6	120*	✓	✓
		45.0	60	✓	✓
	1,280 x 720	92.6	120	✓	✓

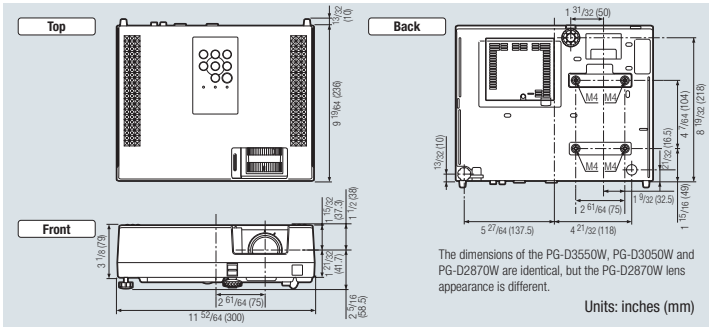
\*1 Reduced blanking

Specifications

Models		PG-D3550W	PG-D3050W	PG-D2870W
Display devices		0.65" DLP® chip x 1		
Resolution		WXGA (1,280 x 800)		
Brightness		3,500 lumens	3,000 lumens	
Contrast ratio		2,000:1		
Lens	F number	F 2.4 to 2.6		F 2.8
	Zoom	Manual, x 1.20 (f = 19.0 to 22.7 mm)		No zoom (f = 10.2 mm)
	Focus	Manual		
Picture size		40" (102 cm) to 300" (762 cm)		60" (152 cm) to 150" (381 cm)
Projection distance		100" : 2.9 – 3.6 m		100" : 1.5 m
Input signals	Computer RGB	UXGA** / SXGA+** / SXGA** / WXGA / XGA / SVGA / VGA		
	DTV	Mac 21*** / 19" / 16" / 13" 1080P / 1080i / 720P / 576P / 576i / 540P / 480P / 480i NTSC / PAL / SECAM		
Input terminals	HDMI	1		
	Computer / Component (mini D-sub 15-pin)	2		
	S-Video (mini DIN 4-pin)	1		
	Video (RCA)	1		
	Audio (ø3.5-mm stereo minijack)	1		
	Audio (RCA)	1 (L/R)		
Output terminals	Computer / Component (mini D-sub 15-pin)	1 (Shared with computer / component input 2, switchable)		
	Audio (ø3.5-mm stereo minijack)	1 (variable audio output)		
Control and communication terminals	LAN (RJ-45)	1		
	USB (Type B)	1		
	RS-232C (mini D-sub 9-pin)	1		
Horizontal frequency		15 to 110 kHz		
Vertical frequency		45 to 85 Hz		
Audio system		7 W (mono)		
Fan noise		38 dB (Eco+Quiet Off), 30 dB (Eco+Quiet On)		
Projection lamp		250 W		
Lamp life		5,000 hours (Eco+Quiet)		
On-screen display languages		English, German, Spanish, Dutch, French, Italian, Swedish, Portuguese, Russian, Polish, Hungarian, Turkish, Arabic, Persian, simplified Chinese, Korean, Japanese		
Rated voltage		AC100 to 240 V		
Rated frequency		50 / 60 Hz		
Input current		3.2 A		
Power consumption	Eco + Quiet Off	322 W with AC 100 V, 309 W with AC 240 V		
	Eco + Quiet On	215 W with AC 100 V, 210 W with AC 240 V		
Standby mode	Quick Start	4.4 W with AC 100 V, 5.2 W with AC 240 V		
	Eco	0.32 W with AC 100 V, 0.77 W with AC 240 V		
Operation temperature		41°F to 95°F (+5°C to +35°C)		
Cabinet		Plastic		
Dimensions (main body only) W x H x D		300 x 79 x 236 mm		2.9 kg
Weight (approx.)		2.8 kg		
Supplied accessories		Remote control, Two R-6 batteries, Power cord (6' (1.8 m)), RGB cable (10' (3.0 m)), Operation manual, CD-ROM, DIN D-sub RS-232C adaptor, Storage case		

Design and specifications are current as of June 2010, but are subject to change without notice. \*1 Compatible in intelligent compression • DLP®, the DLP logo, BrilliantColor™ and DLP® Link™ are trademarks or registered trademarks of Texas Instruments. • Crestron is a registered trademark of Crestron Electronics, Inc. • AMX is a registered trademark of AMX Corporation. • HDMI, the HDMI logo and High Definition Multimedia Interface are trademarks or registered trademarks of HDMI Licensing, LLC. • P.Link is a registered trademark or an application trademark in Japan, the United States, Canada, the E.U., China and other countries or regions. • All company and product names are trademarks or registered trademarks of their respective manufacturers. Sharp makes no warranties or representations of any kind with respect to these products. • The lamp life may vary depending on the usage condition. • Brightness values indicate overall average values of the product at the time of shipment and are stated based on ISO 21118-2005.

Dimensions (PG-D3550W/D3050W/D2870W)



Rear terminals



SHARP

PG-D3550W/D3050W  
True WXGA Data Projectors  
PG-D2870W  
Short-Throw True WXGA Data Projector



New Sharp 3D-ready projectors with WXGA resolution and high brightness deliver dynamic performance and image quality to meet an expanded range of viewer applications.

SHARP

SHARP CORPORATION OSAKA, JAPAN

© SHARP CORP. (JUN. 2010 PRINT) | E





# New 3D-ready projectors with WXGA resolution, high brightness and compact size enable exciting presentations, easily and conveniently, for use in a wide range of business and education settings.

## High-Quality Picture

**3D Ready**  
Make sure your projector is ready to be used for new 3D content. Incorporating DLP® Link™ technology, the projector captivates audiences with breathtaking 3D imagery.

**WXGA Compatibility**  
WXGA (wide XGA, 1,280 x 800) provides a viewing area 1.3 times wider than standard XGA (1,024 x 768). Cable and satellite broadcasts as well as DVD videos can be viewed in their full native size.

**High Brightness**  
Sharp's advanced optoelectronics technology maximizes light output, providing crystal clear images in high brightness of 3500 lumens for the PG-D3550W and 3000 lumens for the PG-D3050W and PG-D2870W.


**Requirements for Viewing 3D**

- Source device that supports the field sequential format.
  - Refer to the Compatibility Chart on the back page for information on supported signals.
  - 3D formats other than field sequential, such as formats used for Blu-ray 3D and DVD prepackaged media, are not compatible with these projectors (as of June 2010).
- 3D LCD shutter glasses that support the "DLP® Link™" system

\* A picture simultaneously projected from more than two projectors may not appear 3D.  
\* Contact your nearest Sharp authorized projector dealer for purchasing details.  
\* For additional information about the DLP® Link™, visit: <http://www.dlp.com/projector/dlp-innovations/3d-ready.aspx>



**BrilliantColor™ Technology with Six-Segment Colour Wheel\***  
BrilliantColor™ Technology improves picture brilliance particularly for intermediate colours, providing natural, detailed images. Sharp has also developed a 2x Speed Colour Wheel with six colour segments including yellow and cyan added to red, green, blue, and white. With Sharp's unique colour matching technology and these six colour combinations, images can be reproduced with highly realistic colours.




**DLP® Digital Image**  
Using a DLP® chip, each pixel is individually composed of one of over a half a million micromirrors to produce a high resolution, and the micromirrors lie at a distance of merely one micron, providing a seamless finely detailed picture. Also, high-speed on/off switching delivers smooth moving scenes.

**High-Resolution Seamless Image Comparison\***  
Plus, the built-in HDMI input terminal enables easy connection with digital sources. Together with the DLP® system, the projectors provide full digital projection with virtually noise-free sound and images.

## Convenience and Reliability

**Compact File-Size Body**  
The slim design with 79-mm thickness makes it easy to carry, set up and store. The volume is 12% smaller than conventional models.

**Sliding Lens Cover**  
The lens cover can be slid closed to protect the lens from dust and damage while the projector is not being used. The lens cover also may be closed when the projector is still being used to temporarily interrupt the projection. If the lens cover is kept closed for 30 minutes, the projector will turn off automatically for safety.

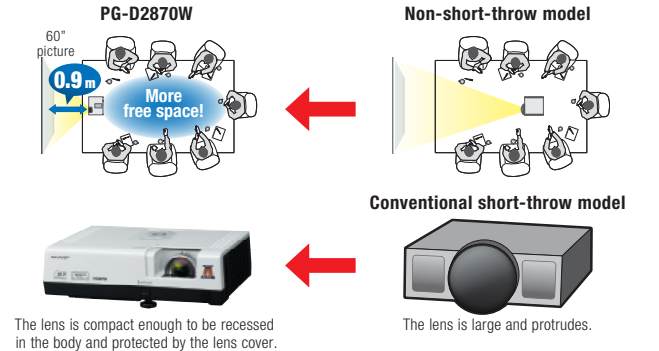


**Easy Lamp Replacement System**  
You can exchange the lamp easily and safely even when the projector is mounted on the ceiling or in another high location.

**Safe Lamp Housing Structure**  
When the lamp is removed from the projector for replacement, the internal lamp shutter door automatically closes, ensuring safe replacement in the event that the lamp breaks.

**Security Bar**  
A reinforcing bar for the anti-theft cable is mounted at the corner of the projector for theft prevention.

**New Short-Throw Lens for Efficient Use of Space (PG-D2870W)**  
The PG-D2870W requires only 0.9m throw distance to project a 60-inch diagonal large-screen picture. The shorter projection distance with the short-throw lens enables placing the projector close to the wall or screen. This frees up space on tables or elsewhere in the room for more efficient use during presentations and meetings. Plus, unlike many short-throw projectors, the PG-D2870W incorporates a compact lens design with sliding lens cover, offering protection to the lens when not in use.



**Filter-Free Design**  
When the projector is being used, the lamp door remains open, and the lamp heat burns off dust, so there is no need to worry about filter clogging or costs for filter replacement. The sealed DLP chip with filter-free design helps ensure lower maintenance and operating costs.

## Easy and Convenient Presentation Operations

**1.2x Optical Zoom\***  
The dynamic zoom delivers large-screen projection in a short distance, for example, 100" projection from 3.5 m to 4.2 m. This makes large projection easy in any size of room.  
\* PG-D3550W/PG-D3050W only

**High-Output Speaker**  
Enjoy clear audio with 7 W of power from videos or other sources without troublesome connections to audio devices.

**Quick Start**  
It takes only approx. 5 seconds to project the image.

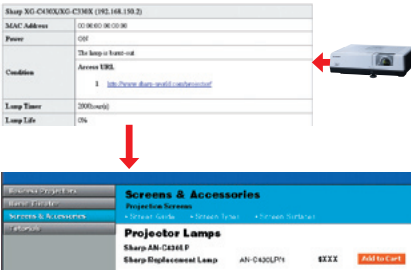
**Direct Power Off**  
Direct Power Off lets users unplug the projector and take it from the location without waiting for it to cool down. In addition, it also helps control the power simultaneously for multiple projectors by allowing use of the room's primary power switch and the projector's auto restart function.

## Sharp's Unique Network System\*

### Web Browser Control

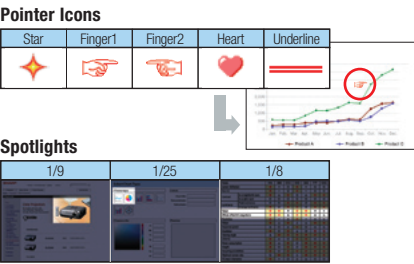
Web browser control enables remote access and management of the projector by utilizing built-in firmware without the need for additional special software.

**Link to a Specific Website for Service and Support**  
The projector can be registered to a specific website for maintenance service and support. For example, the projector can send an error message, such as to notify that the lamp is burnt out, to a web address automatically selected. The address accessed for maintenance is also shown on the display.



### Remote Control with GUI Pointer and Spotlight

Five different icons can be displayed to effectively use for your presentations. Three spotlight sizes, ranging from 1/25, 1/9 or 1/8 the screen, provide visual effects to focus on the specified subject. Also, the remote control range is increased to 10 m, 40% longer than conventional models.

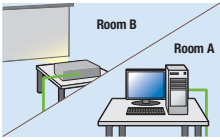


- **4:3, 16:9 and 16:10 Aspect Ratios and HDTV/DTV and DVD Compatible** (1080P, 1080i, 1035i, 720P, 576P, 576i, 540P, 480P and 480i).
- **Image Shift Function**  
Images projected in wide format can be vertically shifted for better viewing in limited spaces.
- **Theft Deterrent Function "System Lock"**
- **Keylock Function**
- **30 dB Low Fan Noise** (Eco+Quiet: On)
- **Standby Power: 0.32 W** (Standby Mode: Eco, AC100V)
- **Wall Colour Screen Adjustment**  
For use with whiteboards and blackboards
- **1080i IP Conversion**



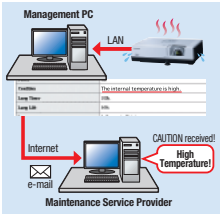
### Remote Access for Control and Adjustment

Projector control functions, including power on, input select, volume, and AV mute, can be controlled and adjusted by a computer even in another room.



### Diagnosis and Auto Email Alert

Email is automatically sent to appointed addresses when detecting an error message, such as the lamp going out, unusual heating or cooling fan breakdown.



### Control with Downloadable Display Manager

A greater variety of network projector control options can be used when the Sharp Display Manager\* is installed on the main computer.

\* Sharp Display Manager can be downloaded from the Sharp Global Home Page for free. Sharp Global Homepage URL: <http://sharp-world.com/projector/>

- **Remote Access for Multiple and Group Projector Control**
- **Periodic/Error Diagnosis and Auto Email Alert**
- **Theft Detection and Message (Network Surveillance System)**

**PJLink™ Capability**  
The projectors are compatible with devices that support PJLink™, enabling systems to be easily built for centralized management and operation using a controller.  
For additional information about the PJLink™, visit <http://pjlink.jbma.or.jp/english/>

**Control System Compatibility**  
The projectors provide superior compatibility with various control systems such as Crestron, AMX and Extron.

Screen Size and Projection Distance									
Side View									
16:10 Signal Input (Normal Mode)									
Picture size		Projection distance [L]				Distance from the lens centre to the bottom of the image [H]			
		PG-D3550W/PG-D3050W		PG-D2870W		PG-D3550W/PG-D3050W		PG-D2870W	
Diag.	Width (cm)	Height (cm)	Minimum	Maximum	Minimum	Maximum	Minimum	Maximum	Minimum
300"	254"(646)	159"(404)	28"11"(8.8m)	35"11"(10.7m)	—	3"(8cm)	—	—	—
200"	170"(431)	106"(269)	19"4"(5.9m)	23"5"(7.1m)	—	2"(5cm)	—	—	—
100"	85"(215)	53"(135)	9"8"(2.9m)	11"8"(3.6m)	5"1"(1.5m)	1"(3cm)	2 1/2"(6cm)	—	—
60"	51"(129)	32"(81)	5"9"(1.8m)	7"0"(2.1m)	3"1"(0.9m)	1 9/32"(2cm)	1 7/32"(3cm)	—	—
40"	34"(86)	21"(54)	3"10"(1.2m)	4"8"(1.4m)	—	1 3/32"(1cm)	—	—	—
4:3 Signal Input (Normal Mode)									
Picture size		Projection distance [L]				Distance from the lens centre to the bottom of the image [H]			
		PG-D3550W/PG-D3050W		PG-D2870W		PG-D3550W/PG-D3050W		PG-D2870W	
Diag.	Width (cm)	Height (cm)	Minimum	Maximum	Minimum	Maximum	Minimum	Maximum	Minimum
300"	240"(610)	180"(457)	32"9"(10.0m)	39"9"(12.1m)	—	3 13/32"(9cm)	—	—	—
200"	160"(406)	120"(305)	21"10"(6.7m)	26"6"(8.1m)	—	2 17/32"(8cm)	—	—	—
100"	80"(203)	60"(152)	10"11"(3.3m)	13"3"(4.0m)	5"9"(1.8m)	1 9/32"(3cm)	2 19/32"(6cm)	—	—
60"	48"(122)	36"(91)	6"7"(2.0m)	7"11"(2.4m)	3"5"(1.1m)	1 11/32"(2cm)	1 3/8"(3cm)	—	—
40"	32"(81)	24"(61)	4"4"(1.3m)	5"4"(1.6m)	—	29/64"(1cm)	—	—	—

\* Allow a margin of error in the above values.